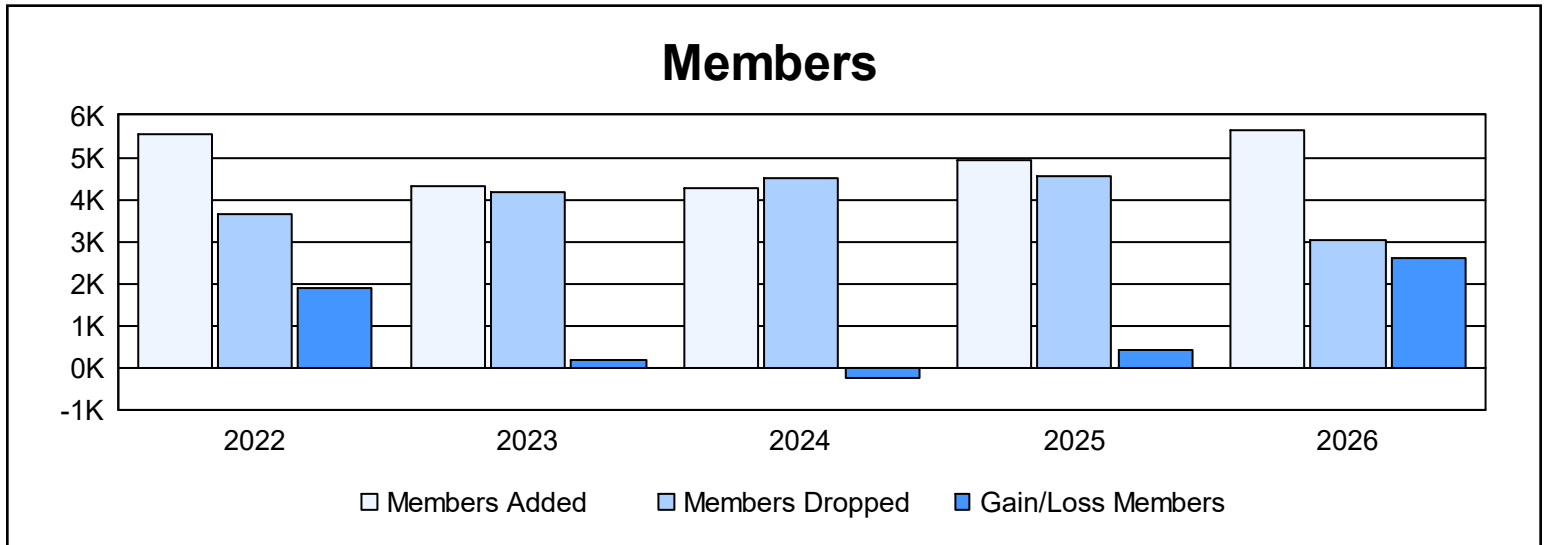
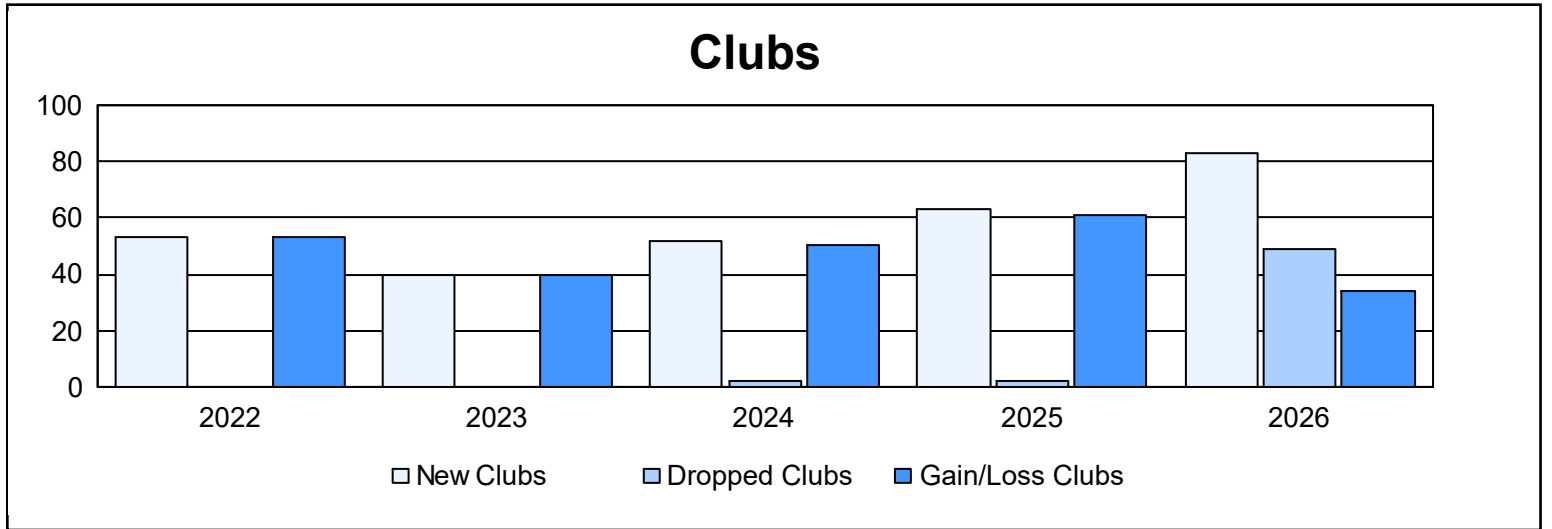
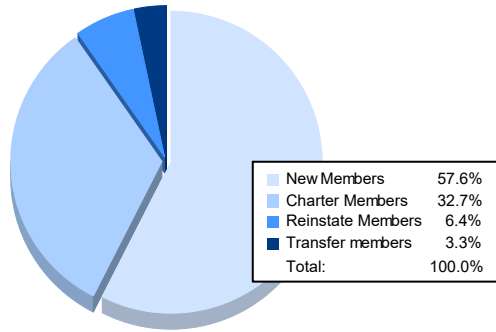


Year	New Clubs	Dropped Clubs	Gain/Loss Clubs	New Members	Charter Members	Reinstate Members	Transfer Members	Total Member Added	Total Members Dropped	Gain/Loss Members
2021-2022	53	0	53	3,364	1,750	284	135	5,533	3,643	1,890
2022-2023	40	0	40	2,517	1,131	527	151	4,326	4,151	175
2023-2024	52	2	50	2,668	1,206	210	166	4,250	4,479	-229
2024-2025	63	2	61	2,784	1,348	588	216	4,936	4,537	399
2025-2026	83	49	34	3,241	1,841	363	185	5,630	3,050	2,580
Average	58	11	48	2,915	1,455	394	171	4,935	3,972	963



Membership Composition April 2026 Cumulative



Gender Composition April 2026 Cumulative

